

# Spokane's Labor Market

*Presented by*

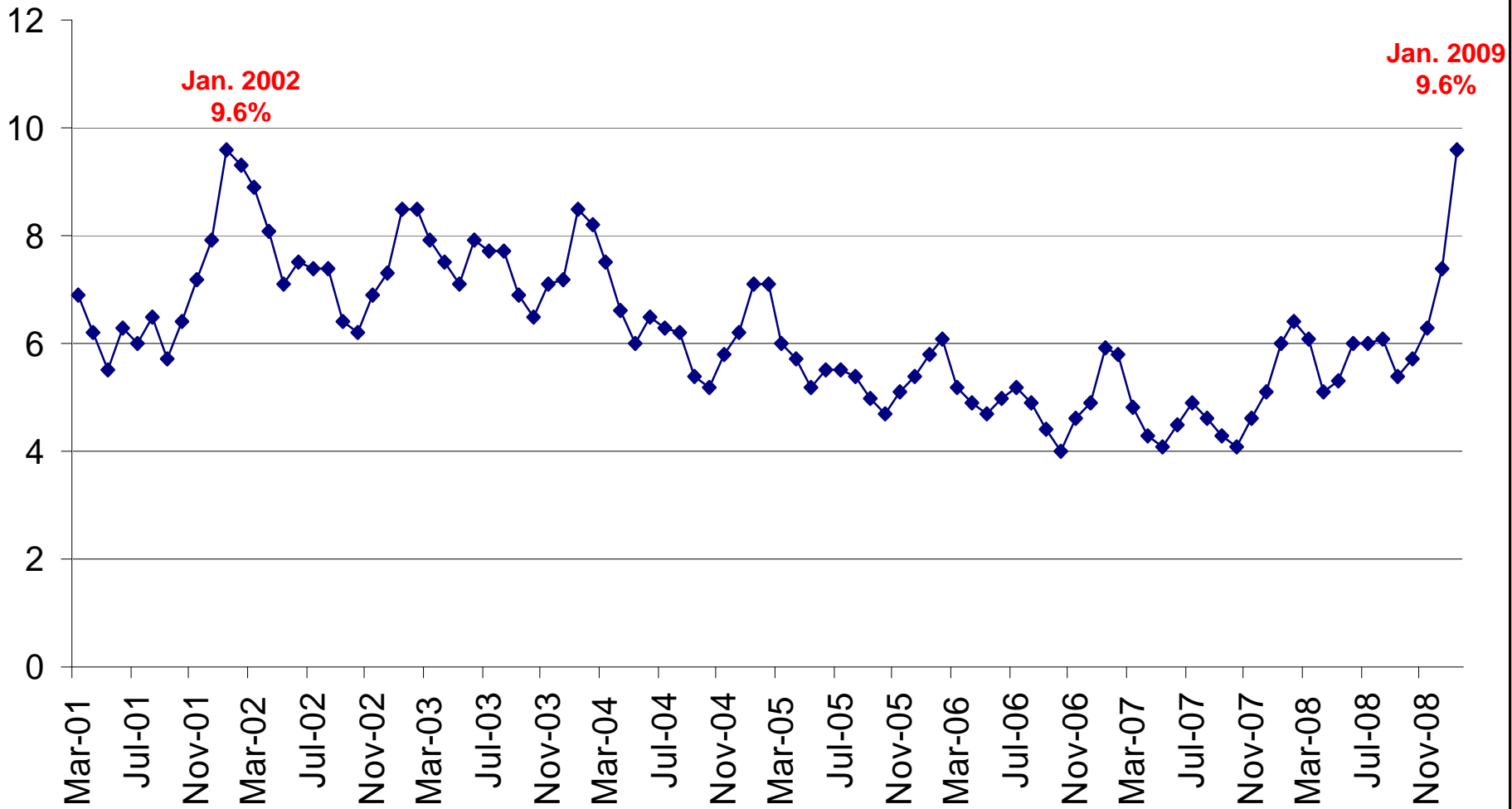
**Washington State  
Employment Security Department**

Labor Market and Economic Analysis

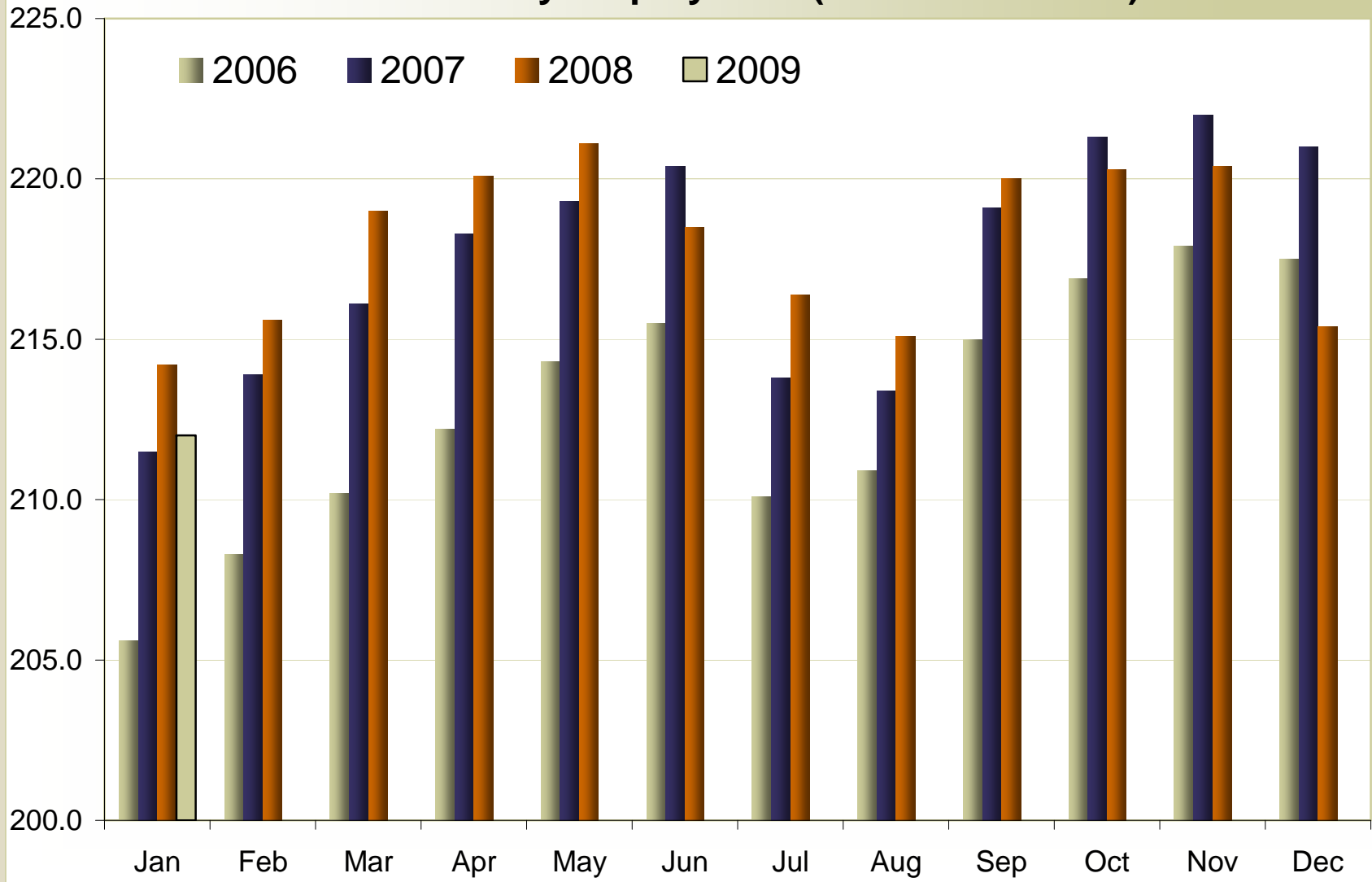


Doug Tweedy  
Regional Labor Economist  
March 2009

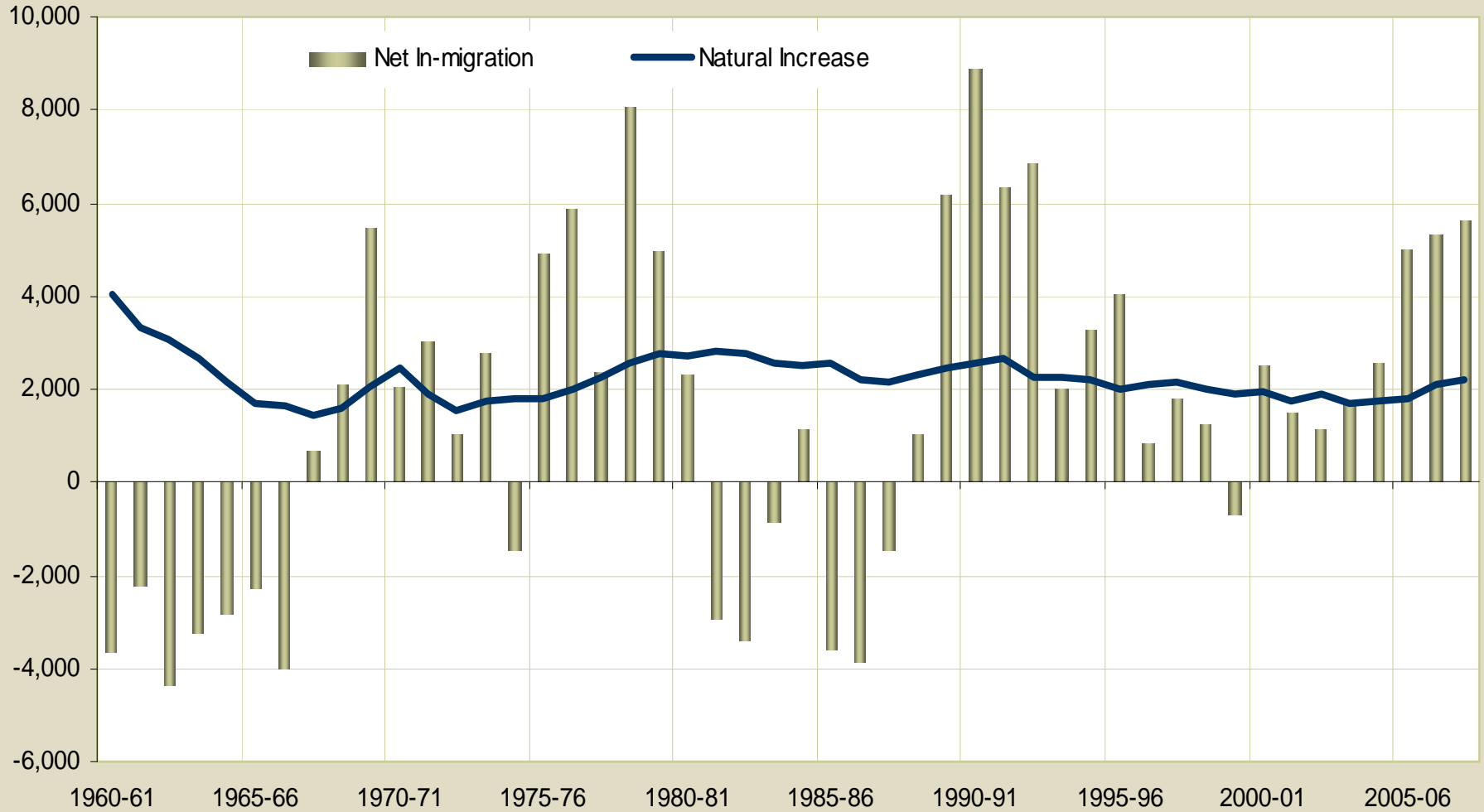
# Unemployment Rate



## Spokane MSA (Spokane County) Nonfarm Industry Employment (numbers in 000s)



## Annual Population Change: Natural Increase and Net In-migration Spokane County



Industry	Job Vacancies (10-08)
<b>Spokane MSA</b>	
Mining	<25
Construction	87
Manufacturing	106
Wholesale trade	35
Retail trade	429
Transportation and warehousing	67
Information	57
Finance and insurance	155
Real estate and rental and leasing	38
Professional and technical services	145
Management of companies and enterprises	129
Administrative and waste services	415
Educational services	163
Health care and social assistance	2,153
Arts, entertainment, and recreation	<25
Accommodation and food services	443
Other services, except public administration	41
Total	4,474

# New Hires

Industry	New Hires 4th quarter 2008
<b>Spokane MSA</b>	
K-12 Schools	497
Hospitals	489
Colleges Universities	476
Clinics	455
Landscaping Services	442
Grocery Stores	417
Commercial Construction	311
Nursing Care	255
Security & Police	460
Fitness Recreation	180
Casinos	111

***Recession Resistant***

***Stimulus***

**Education (168)**

**Commercial Construction (1,250)**

**Health Care (1,108)**

**Advanced Manufacturing (540)**

**Government/Education (192)**

**Health Care (1,108)**

**Energy**

## Local Area Summaries

(Monthly Report)

### *County Profile*

( Updated twice a year. Sixty-six data sheets )

# Four Core Sectors

***Energy efficiency:*** 54 % of all green jobs.

Main industry: Construction

Spokane is estimated to have 1,516 jobs in this sector

***Preventing and reducing pollution:*** 30% of all green jobs.

Main industries: Agriculture, Construction, Waste management and Remediation.

Spokane is estimated to have 305 jobs in this sector

***Mitigating or cleaning up pollution:*** 9% of all green jobs.

Main Industries: Professional & technical services, and Waste Management and Remediation.

Spokane is estimated to have 259 jobs in this sector

***Renewable energy:*** 4% of all green jobs.

Main Industries: Construction, Professional & Technical Services, Waste Management and Remediation, Agriculture and Manufacturing.

Spokane is estimated to have 225 jobs in this sector

SOC	OCCUPATIONAL TITLE
472111	Electricians
472061	Construction Laborers
472031	Carpenters
452099	Agricultural Workers, All Other
499021	Heating, Air Cond., and Refrig. Mechanics and Installers
172051	Civil Engineers
472152	Plumbers, Pipefitters, and Steamfitters
171011	Architects, Except Landscape and Naval
172141	Mechanical Engineers
472121	Glaziers
472181	Roofers
519199	Production Workers, All Other
537081	Refuse and Recyclable Material Collectors
533032	Truck Drivers, Heavy and Tractor-Trailer
119021	Construction Managers
471011	First-Line Sprvrs./Mgrs. of Const. Trades and Extraction Wrkrs.
472131	Insulation Workers, Floor, Ceiling, and Wall
452041	Graders and Sorters, Agricultural Products
172071	Electrical Engineers
474041	Hazardous Materials Removal Workers
192041	Environmental Scientists and Specialists, Including Health
472211	Sheet Metal Workers
537062	Laborers and Freight, Stock, and Material Movers, Hand

## Annual Growth in Nonfarm Employment, 1991-2007

